

Initiative is seeing what needs to be done and doing it.

Read Psalm 66:5

DAY

1

52 Second Party

Nehemiah finished the wall in only 52 days! After the wall was completed, they celebrated! Let's celebrate what God has done in our lives. Grab a timer and set for 52 seconds and press play on your favorite song. Dance, celebrate, scream and shout for 52 seconds to remind you of the time it took Nehemiah to complete the wall.

Know that when God does something cool, we get to celebrate it!

DAY

2

Celebrate!

What is something that you can celebrate today? Did you find a new friend, have your favorite lunch, or get to be first in line? Grab some paper and make a megaphone, feel free to decorate any way you'd like. When you are finished, shout into your megaphone what you are celebrating!

Look around for things to celebrate! They happen every day.

DAY

3

Come and See

Look up this week's verse. Grab some paper and draw a picture of something God has done for you. When you are finished, show someone in your house the picture you drew so they can "come and see what God has done."

Ask God to always help you see the things He does for you.

DAY

4

Thank You God!

Celebrate God by thanking Him for what He has done for you. Fill in the blanks in the prayer below to make it personal:


~~~~~

Dear God, Thank you so much for \_\_\_\_\_.

I really loved it because \_\_\_\_\_.

You are awesome! Thanks for making great things happen in my life. Amen"

**Look for ways to celebrate what God has done.**



# Initiative is seeing what needs to be done and doing it.

## DAY 1

### Read Psalm 121:2

When someone helps you, what do you say?  
Yes, you say, “thank you!”

So how do we thank God for all He’s done? The way we say “thank you” is through our worship. Worship happens when you realize that what you have to give is so much less than what you’ve been given. It’s not just about singing a praise song or performing motions along with the words. Worship is like a great big “thank you” from your heart.

There are lots of ways to worship and celebrate what God has done. He deserves our worship and praise because our help comes from Him. Below are some ideas. Pick one from the list below and take a few minutes to worship God in this way.

#### Ways to Worship:

- ➔ Sing or dance along to a praise song
- ➔ Paint a picture
- ➔ Write a poem of thanks
- ➔ Pray in a new place in a new way and tell God “thank you” listing specific things you are thankful for.

## DAY 2

### Read Nehemiah 6:15–16

Rebuilding the wall was a gigantic task. How many days did it take them?

**Yep, 52. That’s less than two months to . . .**

- ➔ rebuild a wall that wrapped around an entire city.
- ➔ restore 8 different gates.
- ➔ provide protection from enemies.

How? GOD. God helped them. He is the one who made it possible to stay focused and get the job done! And when they finished, the people recognized and celebrated what God had done!

**We can do that too! When we finish something, we can stop and thank God! Pray a prayer of thanksgiving today by filling in the blanks below.**

God, thank you for helping me finish . . .

Thank you for a mind that helped me figure out how to . . .

Thank you for friends and family like . . .  
That helped me too.

Thank you for loving me and for helping every day. I love you, God. In Jesus’ name, amen.

### DAY 3

#### Read Proverbs 16:3

When you have a big job to do, getting started is sometimes the hardest part. But remember, initiative isn't just about seeing the job that has to be done. Initiative is about following all the way through to the finish.

One thing you can do is to invite God in to help. Right at the very beginning, you can stop and say, "Okay God. I'm not sure how this is going to go. It's a big job. Will you help me? Will you show me what to tackle first? Will you remind me that you're with me along the way?"

Write out today's verse in the space below. Circle, underline or highlight words that stand out to you. Repeat the verse aloud, emphasizing those words. Then thank God for His promise to always be with you and to help your plans succeed as you show initiative!

.....

.....

.....

**Look for ways to celebrate what God has done.**

### DAY 4

#### Read Psalm 16:8

Look carefully to solve each word picture puzzle and write the answer on the line.

NATURE

NATURE <<< .....

NATURE

BLANKPIGET .....

**WHEEL** .....



Did you solve the puzzles? Answers are below if you want to double check your work.

To solve these puzzles, you had to look first. Then your brain had to consider how to work it out to find the answer. When it comes to getting things done, first we have to pay attention to see the need. Then we can come up with a plan to tackle the job!

Nehemiah did that over and over and over again. He had to solve problems along the way to see this big job to completion. And when he was finished, he took time to thank God and to celebrate such a huge accomplishment.

Remember, that God is with you and He will help you come up with a plan to get the job done. When you finish it, don't forget to stop and spend some time celebrating what God has done!

Answers: second nature, pig in a blanket, big wheel

# Journal

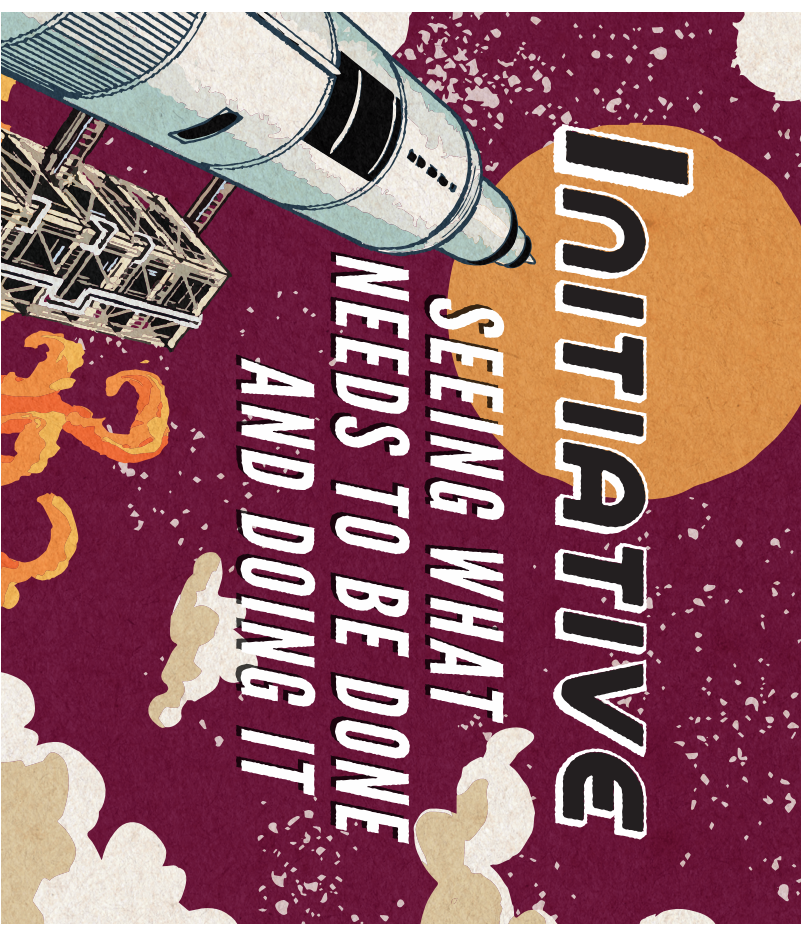
Spend some time thinking about the question below and journal your thoughts or share them with a parent.

[illegible]

©2021 Parent Cue. All Rights Reserved.

September  
2021

**Week Four**  
4th-5th



# Day 1

After watching, write one thing that:

Go to [bit.ly/SundaysAtHomePreteen](http://bit.ly/SundaysAtHomePreteen) and watch this week's episode of The So & So Show.

### 1. You liked:

## 2. You learned:

Even if you already saw it at church,  
feel free to check it out again!

### 3. You'd like to know:

## A Devotional on Initiative

FOR AN  
**everyday faith.**

## Day 2


Read Nehemiah 6:15-16, 8:1-17

After you read about the completion of the wall, grab a sheet of paper and your favorite coloring/drawing utensils and draw a picture of what you imagine that scene might have looked like.

Don't forget to include the people celebrating with food and drinks, as well as the tents and shelters they made to celebrate the Feast of Booths—the feast to help them remember how God took care of them in the wilderness after He led them out of slavery in Egypt.

Do you still have the stones from last week? If so, you can make mixed media art, gluing the stones to your paper to make a wall. You can even get small sticks from outside to make the shelters and tents.

And don't forget the smiles—God's people had much to celebrate, and so do we!



## Day 3

**Instead of asking God for help today (which is great! You should always do that!), make today a day of gratitude prayers.**

Celebrate what God has done—and what He is doing—in your life.

For example, instead of asking for Him to help you do well on your test, thank Him for helping you learn—and for great teachers! If you are always asking for patience with your little brother or sister, celebrate a time when you WERE patient, and thank God for helping you to do so! You can fill in the blanks below to help you know how to pray.



Dear God, I know I need to .....

..... right now,

Dear God, thank You for helping me

..... and for giving me .....

You are a great and generous God,

and You have done so many

things worth celebrating, like

..... and

..... Help

me to see even more of Your work in my life. In Jesus' Name, I pray. Amen.

## Day 4

**Today you are going to look for ways to celebrate what God has done.**

Get a sheet of paper and interview everyone who lives in your house. (If you have close friends who live in your neighborhood, you can include them too!)

Ask each of them to share at least two (more is even better!) things that God is doing (or has done) in their life. Maybe it's a prayer God answered. Or maybe He helped them make a wise choice or to make up with a friend they had been fighting with. Or it could even be something they've seen God do in the world, like sending Jesus to be our Savior.

Write their answers in different spots on the sheet of paper.

Then take the paper and cut or tear it up so each person's answer is on a small scrap. Fold them up and place them in a bowl. Hold on to it for tomorrow.

P.S. Ask an adult in your house if they can supply some kind of celebratory food for tomorrow—ice cream, cookies, popcorn, popsicles, etc.

## Day 5

**What is God doing in your life that you can celebrate?**

It's party time! Spread the word that you're going to have a 5-10-minute party at some point during the day. (If your family always eats a meal together, it could be good to plan for right after that.) Tell everyone you're going to play a quick game and then share a treat to celebrate.

When everyone gathers, take turns pulling the answers people gave from the bowl and guessing which person you think wrote down that answer. (If people pull out their own answer, they can put it back in the bowl and choose another.)

Once every answer has been read, take a minute to pray and thank God for all the ways He is working in your lives.

Then dig in and enjoy your treat, celebrating what God has done!

