

Individuality is discovering who you're meant to be so you can make a difference.

Read 1 Peter 4:10

DAY

1

Special Delivery

God created each of us with a special set of skills and talents to help others. What is a gift that God has given you to use for others? Are you creative, kind or helpful? What can you do today to "gift" someone else with what you have? If it's creating, create! If it's helping, help! If it's singing, find a person to sing for!

Thank God for making you such special gifts and abilities.

DAY

3

Purple Power

This week in our Bible story we learned that God used Lydia, a woman whose gift was creating and selling purple cloth. While she sat selling her creations, God used her to tell others about Him. As a nod to the story of Lydia; grab a purple writing utensil and write out this week's verse: 1 Peter 4:10.

Know that no matter what your gift, God can use it!

DAY

2

High-Five Helper

Grab some paper, something to write with and maybe another person to help trace. Choose a hand to outline onto your paper. Label each finger 1-5. Use this picture as a way to remind yourself to help others at least 5 times today using your gifts. Each time you do something to help, cross out one of the numbers. Once you've crossed out each of the five numbers give yourself a high-five!

Look for ways that you can use your gifts to help others.

DAY

4

The Gift of Prayer

Using our words to talk to God about someone else can be the greatest gift we can give! Think of someone around you who you can pray for. If you're not sure, reach out and ask!

***Adult, help your child craft a prayer of their own by guiding them through the prompts below:**

- Open: Say hello to God.
- Thankfulness: Thank Him for that person and who they are in your life.
- Ask: Ask God to be with them and pray for what they said they needed prayer for.
- Close: Wrap up the prayer by asking God to give you opportunities to use your gifts.
- And say Amen!

Ask God to use you to help others.

Use your gifts to help others.



Individuality is discovering who you're meant to be so you can make a difference.

DAY 1

Read Ephesians 2:10

When God made you, He didn't use a mold or create you on some assembly line so that you looked or acted like someone else. You are a completely unique, one of a kind creation. And all that individuality also means that your gifts and talents are different from the people around you. You have been uniquely made to bring a specific set of gifts to the world.

As a kid, you're just beginning to figure out what those gifts and abilities are and that's OKAY! As you grow, you'll discover more and more what you really love to do. But no matter what those gifts are – whether you can dance or sing or draw or write or run super fast or think of new ideas – all of those different gifts were given to different people for one purpose. God made you to do good works. He wants you to use the gifts and abilities He's given you to help others.

Right now, part of figuring out what you're good at is trying new things. What is one thing you're interested in that you would like to try? Write it down and then share it with your Mom or Dad.

.....

DAY 2

Read Philipians 2:3

When it comes to helping, God doesn't want us to decide who is or isn't worth our time or energy. Because everyone is important to God, we should do all we can to help others when we see a need.

Use the code below to fill in the blanks:

Key

1 - A	4 - L	7 - O	10 - T	13 - Y
2 - E	5 - M	8 - R	11 - U	
3 - H	6 - N	9 - S	12 - V	

.....

12 1 4 11 2

.....

7 10 3 2 8 9

.....

5 7 8 2 10 3 1 6

.....

13 7 11 8 9 2 4 12 2 9

DAY 3

Read Colossians 3:23

God made you to make a difference. Sometimes, that difference looks like putting away your stuff or cleaning up the dishes. When it comes to helping, no job is too big or too small. **Every single time you choose to help, you use the unique and individual way God made you to make a difference.** And God is so proud of you when you choose to help.

Make a list of your weekly chores. Write today's verse at the bottom of the list. Each time you complete a task, read the verse and tell God "thank you" for the wonderful way He's made you to help.

DAY 4

Read Matthew 5:14-16

Have you ever hunted for spiders at night?

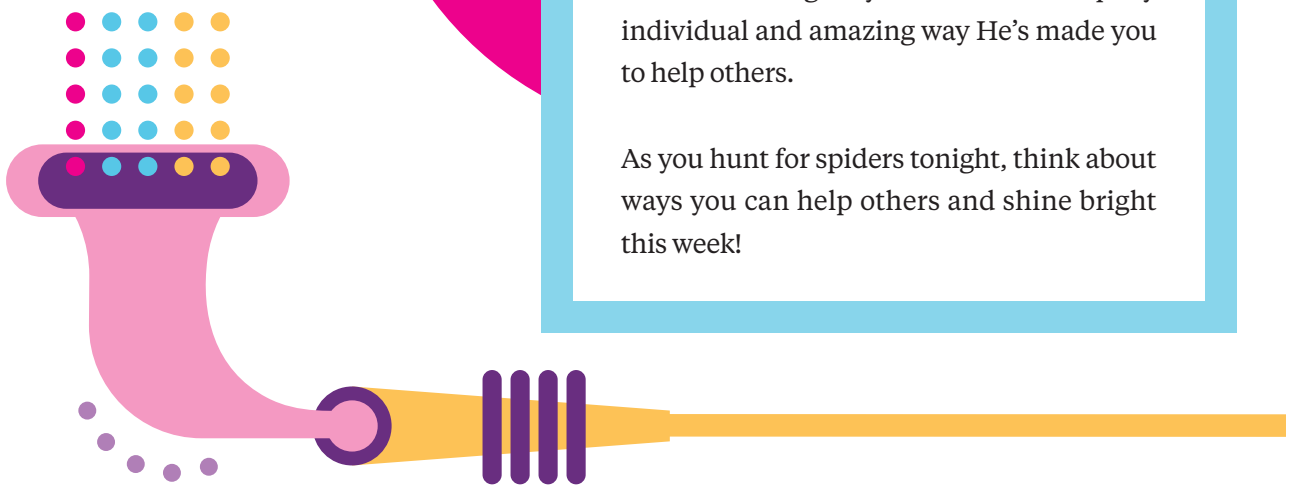
With an adult's permission, grab a flashlight after dark and head outside. Turn on the flashlight and hold it up to the side of your head, level with your eyes. Then look carefully at the grass or flower beds. You should begin to spot some tiny, bright pinpoints of light. Some of these might be drops of water on the grass but if you look closely, you may be surprised at how many spiders you spot!

Spiders sparkle because of a shiny layer behind their eyes called a tapetum. This makes things look much brighter. God's creativity is amazing, isn't it?

Did you know you have the ability to shine like a spider? No, that doesn't mean your eyes glow in the dark! **Every time you help, or listen, or encourage, or love others, it's like shining bright light to point others to God.** God is counting on you to use the uniquely individual and amazing way He's made you to help others.

As you hunt for spiders tonight, think about ways you can help others and shine bright this week!

Use your gifts
to help others.



Journal

Spend some time thinking about the question below and journal your thoughts or share them with a parent.

[illegible]

©2021 Parent Cue. All Rights Reserved.

October
2021

Week Three
4th-5th



Day 1

After watching, write one thing that:

1. You liked:

Go to bit.ly/SundaysAtHomePreteen and watch this week's episode of The So & So Show.

2. You learned:

Even if you already saw it at church,
feel free to check it out again!

3. You'd like to know:

.....













A Devotional on Individuality

FOR AN
everyday faith.

Day 2

Read Acts 16:13-15

Read this interpretation of Acts 16:13-15 and write the word in that you think matches the emoji. Then go back and read the passage in the Bible and see if you got it right!

On the Sabbath day we went outside the  gate. We walked down to the . There we expected to find a place of . We sat down and began to speak to the  who had gathered together. One of the women  was from the city of Thyatira. Her name was Lydia, and her business was selling  cloth. She was  God. The Lord opened her  to accept Paul's message. She and her  were baptized. Then she invited us to her . "Do you consider me a believer in the Lord?" she asked. "If you do, come and stay at my ." She  in getting us to go home with her.



Day 3

Last week, you did a bit of investigation to find out some of the unique ways God gifted you.

But discovering who you're meant to be is just the first part of individuality. Once you discover who God made you to be, you use all those gifts and characteristics God gave you to make a difference! So it's time to ask God to show you how you can use what you've learned about yourself to use your gifts to help others.

Paul wrote these words in a letter to the Jesus followers at Philippi, including Lydia, who used her talents and resources to help others.

"God began a good work in you. And I am sure that he will carry it on until it is completed."

Use those words to talk to God about how He might use you and your gifts to do good things!



"Dear God, thank You for beginning a

good work in me. I can see that You've

given me the gifts of

and the resources of

that I can use to help others and show

them Your love. Just as Paul wrote

to the church at Philippi, I am sure

that You will keep doing good things

through me. Please show me one way

today that I can use my gifts to do

good. In Jesus' Name, I pray, Amen."

Day 4

Last week you interviewed friends and family to ask them how God uniquely made you and to help you see yourself the way that Jesus does.

Today you're going to go back to those same people for a follow-up interview. This time, the focus is on the gifts and talents and skills that you have—it might be something physical like sports or playing an instrument, or something more intangible like being an encourager or being a positive person. Make a list of everything that anyone mentions, and don't be afraid to add to the list yourself. It's okay to know what you're good at—in fact, that's the first step to using your talents and gifts to do good things!



Day 5

What are you good at?

Have you ever seen a coat of arms? It might look like this:

A coat of arms is a symbol used to identify families or individuals. Today, you're going to use the list you made yesterday to make a coat of arms that represents you!

Grab a sheet of paper and your favorite art supplies. Then draw the outline of the coat of arms. Inside it, draw symbols that represent you. There might be a soccer ball, a guitar, a book, a cake, and a heart. Or maybe your coat of arms has a video game controller, a chess piece, and a horse. Whatever it looks like, it should look like you!

Now think about each symbol represented on your coat of arms. How can you use each gift or talent you have to serve others? Add additional symbols, drawings, or words that will remind you of how you can make a difference.

Once your coat of arms is finished, find a special place to display it where you will see it every day. Make a point of picking one symbol each day that you can be intentional about using to help others and shine God's love!