

# Christmas: Celebrating Jesus, God's greatest gift

Read: John 3:16

WEEK  
**3**  
1ST

DAY  
**1**

## My Giving List

Giving gifts is a special way to show someone that you care about them. Whether you buy a gift or make a gift, it's fun to think about who is getting the gift. Flip this sheet over and take some time to think about just the right gift to give to those people that are special to us.

**Remember those that are special to you at Christmas.**

DAY  
**2**

## The Best Gift

Ask an adult to help you look up this week's Bible story in Luke 2:1-7 and read it together. What does our story tell us? Jesus was born! God loved us so much that He gave us a Savior. Find one of your favorite Christmas songs and sing it with your family. Bonus points if you can find one with the word "joy" or "hope."

**Know that God loved us so much that He gave us Jesus!**

DAY  
**3**

## Wrap It Up

Gather a small box, wrapping paper, some tape, a piece of paper, and something to write with. Once you have your supplies together, take the piece of paper and write JESUS as big as you can. Fold it up and put it inside the box and wrap it up, just like a gift. Place it under your Christmas tree. On Christmas day, when this present is opened, share with your family that the best gift we could ever have on Christmas is JESUS!

**Ask God to help you remember that JESUS is the best gift!**

DAY  
**4**

## Let's Have Cake!

Ask an adult to help you look up John 3:16. Christmas is a time when we celebrate the birth of Jesus—God's greatest gift. Using craft supplies, draw and decorate a cake that would be fit for celebrating Jesus! Think about what it would look like or what it would say. After, spend some time thanking God for sending Jesus to be our Savior. Pray something like this:

*Dear God, Thank You for loving me so much that You sent Your Son, Jesus. Help me celebrate Jesus today and always. I love you, God. Amen.*

God loved us so much  
that He gave us a Savior.

PARENT CUE



# Christmas: Celebrating Jesus, God's greatest gift



DAY 1

## Read Luke 2:6-7

Grab a piece of paper and pretend for a second that you are the king of a very large kingdom. What would your throne room, or royal playroom look like? Draw it on the page.

If you have a nativity at home, go stand near it and hold up your picture. Spot any differences?

When Mary and Joseph traveled to Bethlehem, they couldn't find a place stay. So they ended up rooming with animals. And it was there that Jesus, our Savior, was born. The surroundings were so humble that the King of all Kings wasn't placed in a beautifully carved crib. Instead, this precious gift to the whole world was nestled into an animal feed box.

Jesus didn't come as a king to rule over us. Jesus came as one of us so that He could save us. Set the baby Jesus from your nativity on top of your drawing. Then spend a few minutes thanking God for loving you so much that He would send His only Son to save you.



DAY 2

## Read Galatians 4:4

Have you ever read the book Goldilocks and the Three Bears? Goldilocks breaks into the bear's house and tries their porridge, their chairs, and even their beds until she finds one that is "just right."

Remember last week when we talked about how God had a big plan to rescue us? How He knew from the very beginning that He would send His only Son as our Savior? When the time was "just right" God sent Jesus as a baby, the greatest gift ever. God sent His Son at the chosen time because He loved us that much.


Write this week's bottom line on an index card (*God loved us so much that He gave us a Savior.*) and place it next to your favorite Christmas decoration. Thank God for sending Jesus at just the right time because of His love for you.





DAY 3

### Read John 3:16



Why did God send His Son into the world? Was it to show His mighty power? Was it to remind us that He's the one in charge and that we all have to do what He says? Nope.

God sent Jesus for one big reason. Love. God loved the world—every single person—so much that He did what people who love do. He gave the most precious and perfect gift, His only Son, Jesus. When we believe or put our trust in Jesus, we will not perish or be separated from God! God loved us so much that He gave us a Savior.


Go on a heart search. Pay attention to shapes around you to see if you can spot some hearts. For instance, did you know that when you cut through the center of a strawberry, its center looks a little bit like a heart? You might find heart shaped clouds in the sky, or heart shaped leaves on the ground. Every time you see a heart remember that God loves you so much that He sent Jesus.



DAY 4

### Read John 3:17

Our verse from yesterday (John 3:16) is probably one you've heard before. But today's verse is super important too. Read John 3:17 one more time.



God didn't send His Son into the world to judge the world. He sent Jesus to save us, to fix the separation between us and God because of our sin.

Grab your "LOVE" ornament from week one and decorate the front. Run some ribbon through the top and add it to your Christmas tree. Every time you see it, pause and thank God for sending Jesus because He loves you.



God loved us so much that  
He gave us a Savior.

# Journal

Spend some time thinking about the question below and journal your thoughts or share them with a parent.



---

---

---

---

---

---

---

---

---

---

4th-5th

---

Week 3



## Day 1

Go to [Studio252.tv](http://Studio252.tv) and watch this week's episode of The So & So Show.

➔ Click on Fun2Watch! then The So & So Show.

Even if you already saw it at church, feel free to check it out again!

### SO & SO TOP 3

After watching, write one thing that:

1. You liked: \_\_\_\_\_

2. You learned: \_\_\_\_\_

3. You'd like to know: \_\_\_\_\_



Download the free Parent Cue App  
AVAILABLE FOR IOS AND ANDROID DEVICES

## Day 2

Read Luke 2:1-7

The Christmas story—the story of Jesus' birth—is the greatest story ever told. Before you re-read Luke 2:1-7, try to fill out the details of the Christmas story below from memory. Then check your list against the answers below.

### The Characters

---

---

---

---

---

---

---

---

### The Settings:

---

---

---

---

---

---


---

---

### Props

Unlike a movie or a book, every detail of this story is true! And the best part is the reason for this story at all: that God loved us so much that He gave us a Savior!

Characters: Caesar Augustus, Quirinius, Joseph, David, Mary, Jesus; Settings: the Roman world, Syria, Nazareth, Galilee, Judea, Bethlehem; Props: large strips of cloth, mangel



## Day 3

There are a lot of ways we celebrate

**Christmas:** singing songs, going to church, exchanging presents, sharing a meal with our family. Don't forget one simple but important way to celebrate: thank God for sending Jesus! Before you jump into whatever celebrations your family has planned over the next few days, take a moment in the quiet to thank God for giving us a Savior.

**Here are some things you can pray for:**

- 1) Thank God for giving us Jesus
- 2) Thank God for your family and friends
- 3) Ask God to provide comfort and healing to family and friends who are hurting this holiday season (pray for them by name)
- 4) Ask God to give your family a great Christmas
- 5) Thank God for what Christmas means—forgiveness and living with God forever!

## Day 4

Merry Christmas!

Before your family begins celebrating, take some time to read the Christmas story together. Read Luke 2:1-7 together—bonus points if you act out the story using props from around the house.

Then take a minute to share with each other your favorite thing about Christmas, and sing “Joy to the World” or another Christmas song your family loves. Have a wonderful day celebrating the truth that **God loved us so much that He gave us a Savior.**



## Day 5

We give gifts at Christmas to celebrate the fact that **God gave us the greatest gift in Jesus.**

But just as the gift of Jesus isn't something we should only celebrate at Christmas, we can give gifts to each other the whole year long.

And gifts don't require money . . . you can give the gift of:

- Your time \_\_\_\_\_
- Your talents \_\_\_\_\_
- Your experience \_\_\_\_\_
- Your resources (donate gently used items) \_\_\_\_\_
- Your hope in Jesus \_\_\_\_\_

In the blanks in the list above, write a way that you could give that away, and the person you could share it with. Then, circle one that you will give away this week in honor of the gift of Jesus!