



Print out the pictures and find objects that you can use to fill in the circles and represent hair (i.e. pom-poms). Fill in each circle and count how many hairs are on the head. Repeat with all pictures. OR


Print and color the face and draw in hair and count how many hairs you drew on your head. Remember God knows how many hairs are on your head, because you are important to Him!



Print out the pictures and find objects that you can use to fill in the circles and represent hair (i.e. pom-poms). Fill in each circle and count how many hairs are on the head. Repeat with all pictures. OR  
Print and color the face and draw in hair and count how many hairs you drew on your head.  
Remember God knows how many hairs are on your head, because you are important to Him!



Print out the pictures and find objects that you can use to fill in the circles and represent hair (i.e. pom-poms). Fill in each circle and count how many hairs are on the head. Repeat with all pictures. OR  
Print and color the face and draw in hair and count how many hairs you drew on your head.  
Remember God knows how many hairs are on your head, because you are important to Him!



Print out the pictures and find objects that you can use to fill in the circles and represent hair (i.e. pom-poms). Fill in each circle and count how many hairs are on the head. Repeat with all pictures. OR  
Print and color the face and draw in hair and count how many hairs you drew on your head.  
Remember God knows how many hairs are on your head, because you are important to Him!